

Instructions For Use

Sterile Pressure Protector Pad® for De Mayo Universal Distractor®

Catalog Numbers	907-GP-10	Status	APPROVED
Effective Date	May 26, 2020	Version	2
		Page 1 of 2	

1. Hold package at the edge and lift the base of the white sealed paper



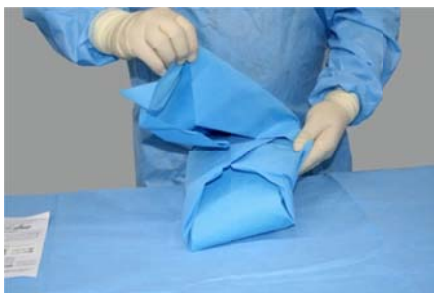
2. In one motion, peel the white seal off the opening of the sterile package.



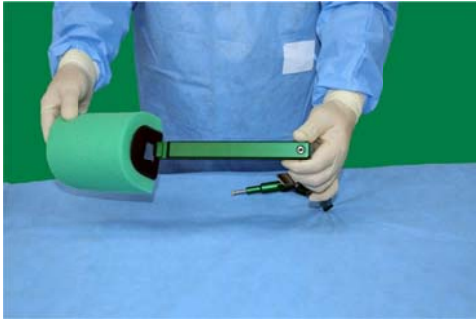
3. Present the sterile wrapped pads and cohesive wrap to the sterile field with the appropriate sterile technique protocol



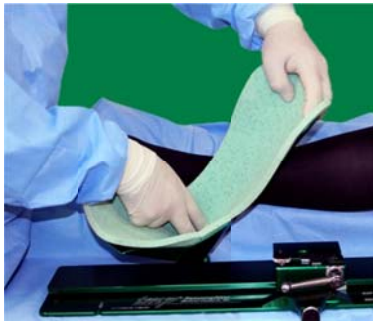
4. Unwrap the sterile foam pads and cohesive wrap



5. Place Pressure Protector Pad onto the distractor. Position and secure.



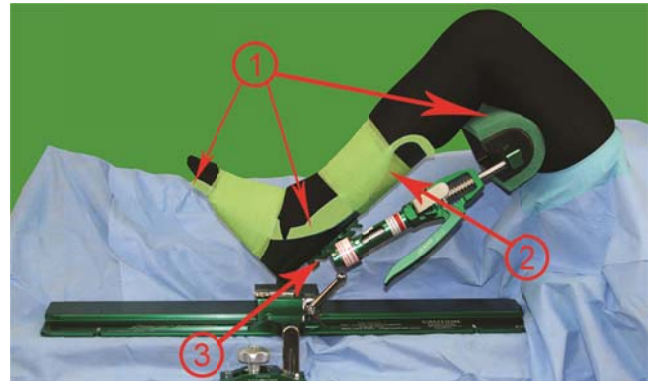
6. Place the foam pad in the boot, covering the entire edge of the boot. Secure the patient's foot in the boot with the cohesive wrap.



Safety Test



1. Ensure Pressure Protective Pad[®] is secure & Boot Foam Pad covers the entire edge of boot
2. Patient's foot is securely held by cohesive wrap
3. The Distractor block on the boot is NOT covered by cohesive wrap



For patient's safety, always use IMP[®] Patient Protective Pads.



Scan for additional documentation



Pressure Protector Pad[®] is a registered trademark of Innovative Medical Products, Inc.
 De Mayo Knee Positioner[®] is a registered trademark of Innovative Medical Products, Inc.
 De Mayo Universal Distractor[®] is a registered trademark of Innovative Medical Products, Inc.
 Proprietary Gel Foam Pads property of Innovative Medical Products, Inc.
 imp[®] products are protected by patent & patent pending rights ~ go to imppatents.com
 © May 2020 Innovative Medical Products, Inc.
 ALL RIGHTS RESERVED



Innovative Medical Products
 87 Spring Lane
 Plainville, CT 06062
 P: 860-793-0391
 F: 866-459-1805