

## Instructions For Use

# *Sterile Pressure Protector Gel Pad® and Cohesive Wrap for De Mayo Knee Positioner®*

Catalog Numbers	<b>803-GP-10</b>	Status	<b>APPROVED</b>
Effective Date	<b>May 19, 2020</b>	Version	<b>3</b>
		Page 1 of 2	

1. Hold package at the edge and lift the base of the white sealed paper



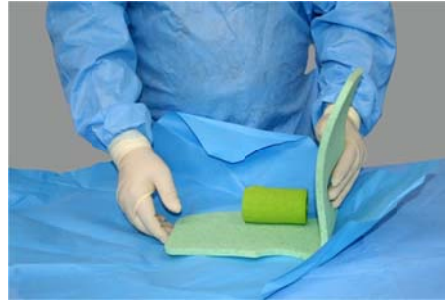
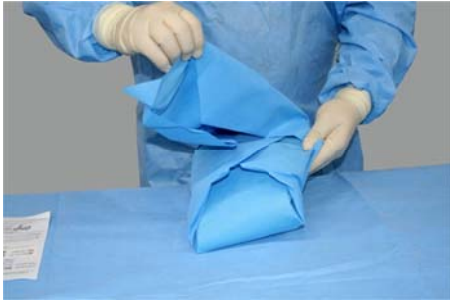
2. In one motion, peel the white seal off the opening of the sterile package.



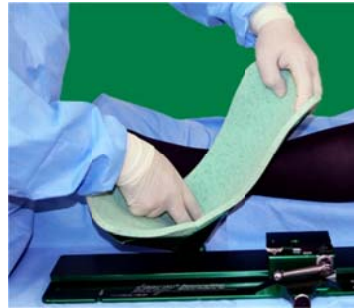
3. Advance the inner blue wrapped foam and cohesive wrap to easily present to the sterile scrub technician



4. Unwrap the sterile foam pads and cohesive wrap



5. Place the foam pad in the boot, covering the entire edge of the boot



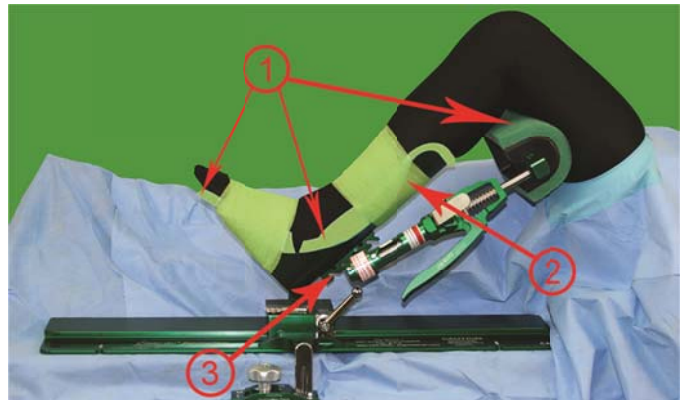
6. Secure the patient's foot in the boot with the cohesive wrap.



## Safety Test



1. Ensure Pressure Protective Pad® covers the entire edge of boot
2. Patient's foot is securely held by cohesive wrap
3. The Distractor block on the boot is NOT covered by cohesive wrap



**For patient's safety, always use *imp*® Patient Protective Pads®.**



Scan for additional documentation



De Mayo Knee Positioner® is a registered trademark of Innovative Medical Products, Inc.  
 Proprietary Gel Foam Pads property of Innovative Medical Products, Inc.  
 imp® products are protected by patent & patent pending rights ~ go to [imp patents.com](http://imp patents.com)



**Innovative Medical Products**  
 87 Spring Lane  
 Plainville, CT 06062  
 P: 860-793-0391  
 F: 866-459-1805